

Provided by Xpert Survey Equipment
[Click Topcon TP-L4AV for Product Info and Updated Pricing](#)



- World's First ultra-visible, reliable GreenBeam®
- World's most accurate grade and leveling
- World's First SmartLine® auto alignment system
- All in the toughest cast aluminum housing
- Built-in vertical plumb

TP-L4 Series Pipe Lasers

Your solution to guarantee you'll get from here to there, quickly, accurately and affordably.

Topcon's TP-L4 series of alignment lasers offer a combination of features and technology that are proven to meet the demands of contractors more than any other alignment lasers on the market.

Whether in the trenches, over-the-top, or laser guidance in mining and tunneling, the TP-L4 is the industry standard.

Super-bright beam

TP-L4's patented GreenBeam® technology provides the brightest, most visible laser beam. It's easily seen even in bright sunlight.

Easy-to-see display

The large, backlit LCD is sloped so you can easily see the panel without climbing into the manhole or trench.

Functional accessibility anywhere

The RC-200 remote puts all of the features at your fingertips whether you're at the laser or up to 660 ft. away.


Tough and reliable

A utility laser has to meet the demands of tough jobsite conditions, and Topcon's TP-L4 is by far the toughest. Its all cast-aluminum housing is sealed to keep out moisture, even when submerged. It survives even in the harshest environments.

When combined with features like SmartLine® auto-alignment, the world's most accurate grade mechanism, power options that keep you working when other lasers have given up, it's no wonder Topcon has set the standard.

SmartLine® (TP-L4GV/AV/G)

Accelerate production by making setup and alignment automatic. Patented scanning technology allows the industry's only fast, accurate one-person automatic alignment feature: the SmartLine®.



Precision Grade Setting for Peak Production

- World's most accurate leveling and grade system
- Survey accurate electronic encoder superior at any grade
- Reduces rework



World's Only 3-way Beam (TP-L4GV/AV)

- Simplifies and shortens setup time
- Instant, visible plumb reference
- No more plumb bob hassles
- Quick and accurate micro-tunneling setups



Array of Power Management Choices

- Rechargeable battery
- Convenient 6 hour quick charge
- 12Vdc connection powers the laser and recharges the battery at the same time
- Alkaline battery pack option



Standard RC-200 Infrared Remote

- SmartLine® auto-alignment
- Laser "standby" to save battery power
- Beam Mode to precisely manage brightness
- Auto-Centering
- Grade Match for quick grade reference and elevation matching

There's a TP-L4 just right for you...

No matter what type of pipe work you do, Topcon has a TP-L4 just right for your job and your budget.

TP-L4GV - GreenBeam® with laser plumb

TP-L4AV - Red beam with laser plumb

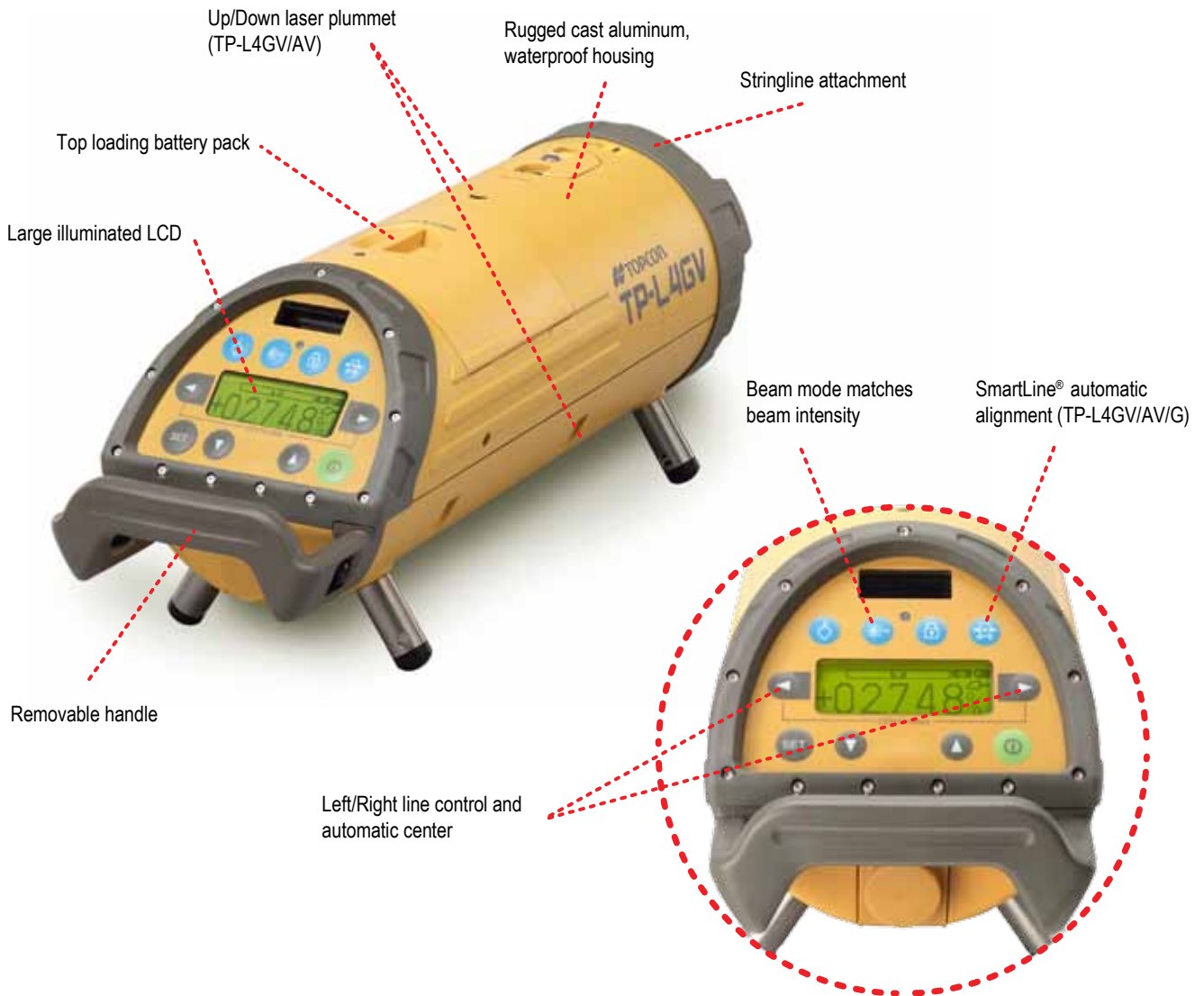
TP-L4G - GreenBeam® with LED plumb

TP-L4BG - Economy GreenBeam® with LED plumb

TP-L4B - Economy red beam with LED plumb

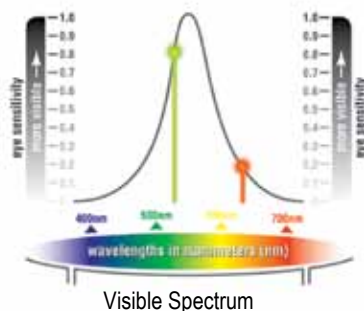


PRIMARY FEATURES



Why green?

Simple. You can see our GreenBeam® anywhere and under any conditions. It's the most visible construction laser ever! In fact, the TP-L4G GreenBeam® is four times easier to find in bright sunlight than conventional beams. So setup, grading and pipe installation is fast and easy.



KIT COMPONENTS

Complete System Components (TP-L4GV Shown)

- 6", 8", 10", 12" ets
 - 6" to
 - Single Pointed
 - Remote Control
 - NiCad Battery
 - Battery Charger
 - 12Vdc Power
 - Carry Case
-

SPECIFICATIONS

TP-L4 Series

Auto Line Centering	Yes
Auto Grade Zeroing	Yes
Plumb Reference	Yes
Grade Range	-15% ~ 40%
Line Range	±15%
Horizontal Accuracy	±10" arc seconds
Housing Construction	Cast Aluminum
Operating Temperature	-4°F~122°F (-20°C~+50°C)
Waterproof Depth	At Least 16.5 ft. for 24 hours

RC-200 Remote Control

Operating Range from:

TP-L4 Front	660 ft. (200m)
Above Panel	82 ft. (25m)

For more specifications information:
topconpositioning.com/tp-l4-series

Five Year Guarantee

The TP-L4 Series lasers come with a Five Year Guarantee. Topcon is backing up this reliable, accurate laser with the best factory warranty in the industry.



Topcon TotalCare

This online resource comes with real live people ready to help. Get expert training from Topcon University's large collection of online materials, and expert help directly from Topcon Technical Support.

Access software and firmware updates, current publications, and guidance from the experts at Topcon all right from your computer or mobile device.

Please visit the TotalCare website to learn more.
topcontotalcare.com

topconpositioning.com

7400 National Drive • Livermore • CA 94550
 (925) 245-8300

Specifications reserved. All rights reserved. ©2014 Topcon Corporation
 P/N: 7010-5027

The Bluetooth® word mark and logos are registered trademarks owned by Bluetooth SIG, Inc. and any use of such marks by Topcon is under license. Other trademarks and trade names are those of their respective owners.

SOLUTIONS AND ACCESSORIES

Laser Solutions

Topcon offers a host of laser solutions with World-Leading features at an unbeatable price. They're the perfect general construction lasers for any contractor's needs. Choose from:

- RL-H4C:** Next generation self-leveling construction laser
- RL-100 Series:** High accuracy, high value slope lasers
- RT-5SW:** Wireless "Smart" slope laser



Accessories

Spotting Scope
 (red or green filter)



Tripod Adaptor



drop Manhole Bracket



Transit Tower Assembly



Trivet Stand 3



Other Accessories

- T-Bar
- Drop Manhole Mount
- Alkaline Battery Pack
- Grade Rods
- Tripods

Your local Authorized Topcon dealer is: